


***Multistatic Radar Workshop 2025***

*June, 19, 2025 – Milan, Italy*

# **SURFACE TARGETS VELOCITY VECTOR ESTIMATION EXPLOITING CONSTELLATIONS OF SAR SYSTEMS**



DEPARTMENT OF INFORMATION ENGINEERING,  
ELECTRONICS AND TELECOMMUNICATIONS



**SAPIENZA**  
UNIVERSITÀ DI ROMA

**Ylenia D'Onofrio, Debora Pastina, Pierfrancesco Lombardo**

**RRSN** *Group*  
Radar Remote Sensing & Navigation

# Introduction & Objective of the work

- Synthetic Aperture Radar (SAR): **all-weather** and **all-day image** capabilities
  - Largely used for continuous monitoring of **Surface moving target monitoring** (civil and military applications)
- In general velocity estimation techniques exploit effects induced by uncompensated target motion in the SAR image focused with respect to the stationary scene



R.Klemm; U.Nickel; C.Gierull; P.Lombardo; H.Griffiths; W.Koch. "Novel radar techniques and applications Vol.1", 2017



# Introduction & Objective of the work

- Synthetic Aperture Radar (SAR): **all-weather** and **all-day image** capabilities
  - Largely used for continuous monitoring of **Surface moving target monitoring** (civil and military applications)
- In general velocity estimation techniques exploit effects induced by uncompensated target motion in the SAR image focused with respect to the stationary scene
- **Along-track velocity** → Defocusing effect



R.Klemm; U.Nickel; C.Gierull; P.Lombardo; H.Griffiths; W.Koch. "Novel radar techniques and applications Vol.1", 2017

# Introduction & Objective of the work

- Synthetic Aperture Radar (SAR): **all-weather** and **all-day image** capabilities
  - Largely used for continuous monitoring of **Surface moving target monitoring** (civil and military applications)
- In general velocity estimation techniques exploit effects induced by uncompensated target motion in the SAR image focused with respect to the stationary scene

- **Along-track velocity** → Defocusing effect

- **Radial velocity** → Azimuth displacement



R.Klemm; U.Nickel; C.Gierull; P.Lombardo; H.Griffiths; W.Koch. "Novel radar techniques and applications Vol.1", 2017



# Objective of the work

## ➤ Dual-channel single platform SAR

Availability of along-track interferometric phase:

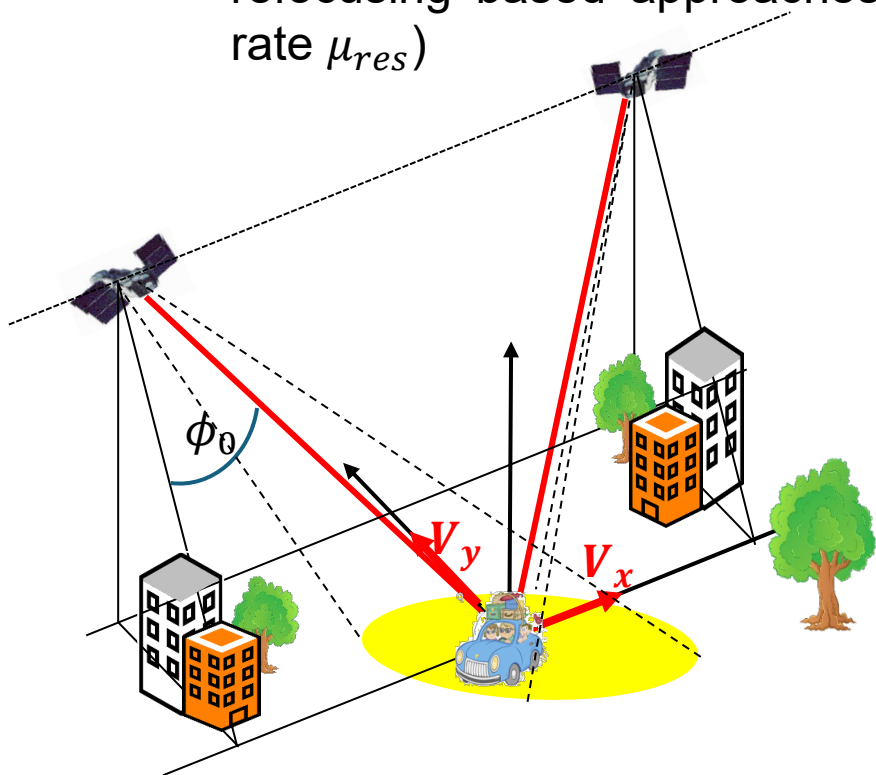
- Radial motion information
- Traditionally used for ocean currents estimation
- Joint exploitation with sub-aperture approaches or refocusing based approaches (i.e. residual doppler rate  $\mu_{res}$ )

## ➤ New Space Era → small satellite constellations (ICEYE, Capella Space, Umbra...):

- High resolution wide swath solutions
- Few examples of motion estimation techniques


## Focus of the work

- **Full velocity vector estimation method** of surface movers detected in SAR images acquired by **two SAR platforms**, each one with **dual antenna** receiver
- **joint** exploitation of two **along-track interferometric phase (ATI)**



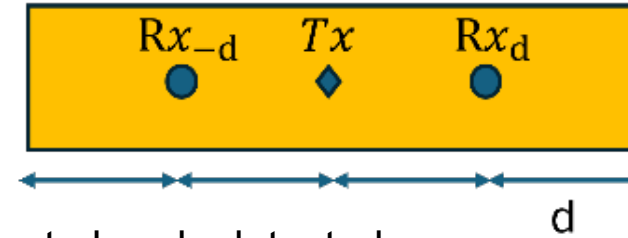
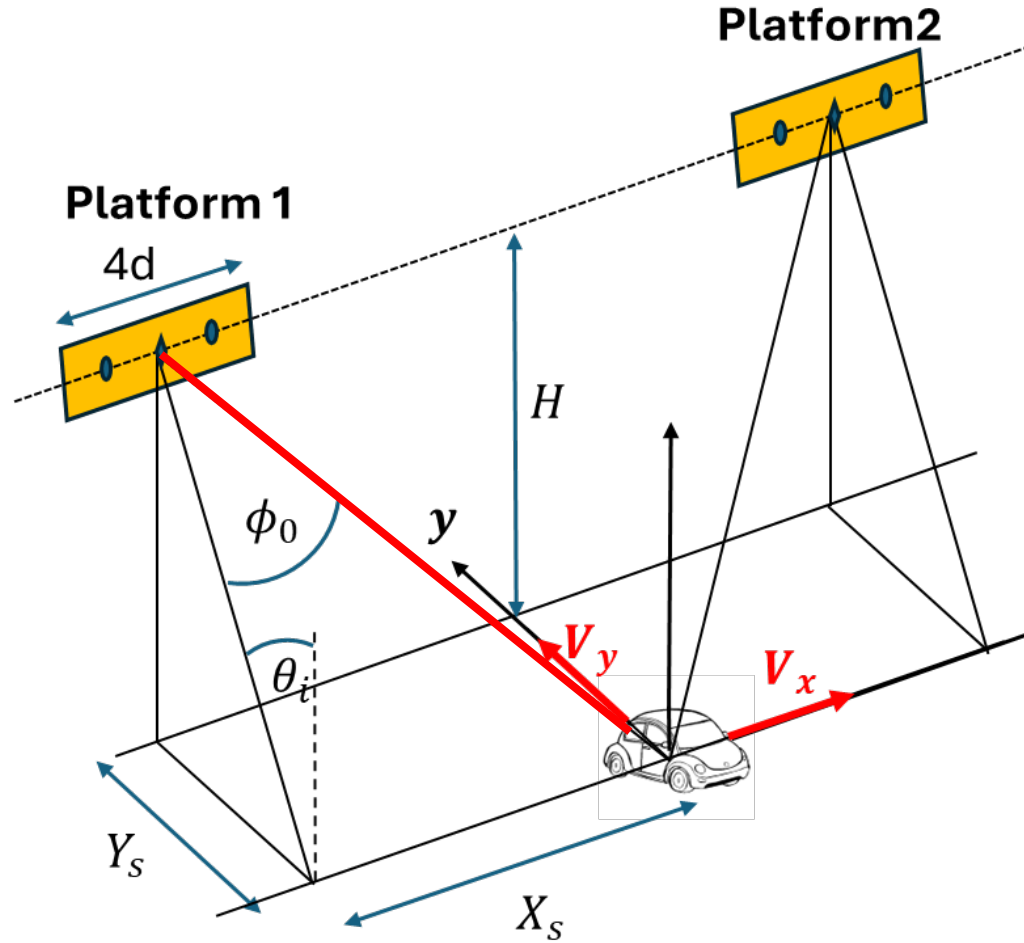
# Outline

- Interferometric SAR geometry and signal model
- Discussion of the estimation method
- Velocity vector estimation performance
- Theoretical analysis
- Optimization Strategy
- Conclusions



A. Budillon, C. H. Gierull, V. Pascazio and G. Schirinzi, "Along-Track Interferometric SAR Systems for Ground-Moving Target Indication: Achievements, Potentials, and Outlook," in IEEE Geoscience and Remote Sensing Magazine, vol. 8, no. 2, pp. 46-63, June 2020

# Interferometric SAR geometry and signal model



- Moving Target already detected
- **Range compressed signal** by the  $i$ -th receiving channel ( $i = 0, 1$ ) in slow time domain  $t$ , from  $k$ -platform

$$s_{ik}(t) = \text{rect}_{B_{Tk}-A_{Tk}} \left( t - \frac{B_{Tk} + A_{Tk}}{2} \right) e^{-\frac{j2\pi}{\lambda} \phi_k(X_{sk}, Y_s, H, V_x, V_y, t)}$$

- $B_{Tk}, A_{Tk}$ : Temporal extremes of Target visibility window
- Two-way bistatic range distance in the phase term:

$$\phi_k = \sqrt{H^2 + (X_{sk} + (V - V_x)t)^2 + (Y_s - V_y t)^2} + \sqrt{H^2 + (X_{sk} + d_i + (V - V_x)t)^2 + (Y_s - V_y t)^2}$$

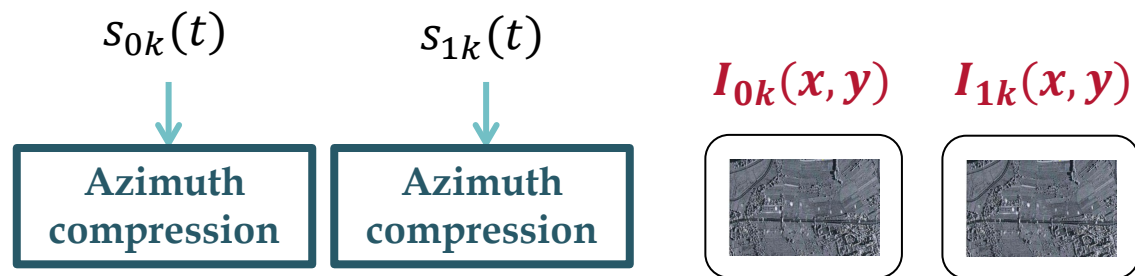
# Estimation Algorithm

$$s_{0k}(t)$$

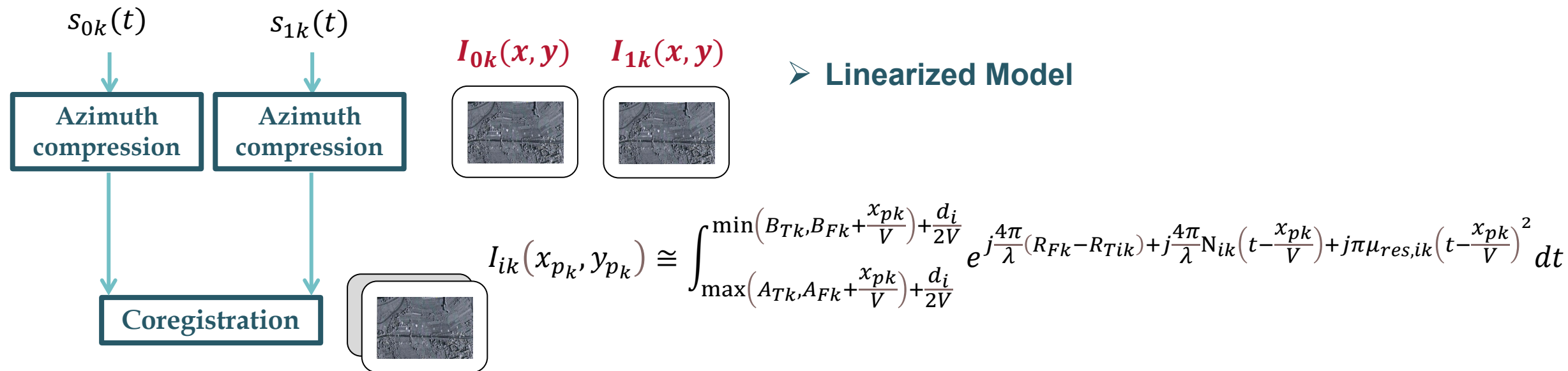
$$s_{1k}(t)$$



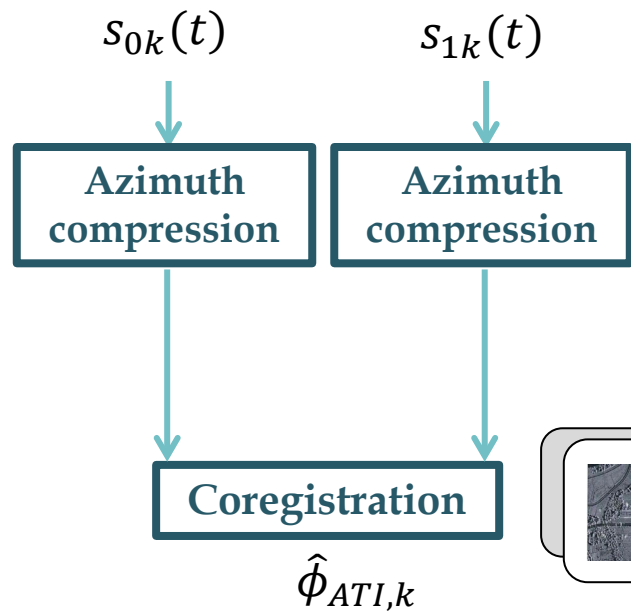
# Estimation Algorithm



# Estimation Algorithm



# Estimation Algorithm



$I_{0k}(x, y)$   $I_{1k}(x, y)$



## ➤ Linearized Model

$$I_{ik}(x_{pk}, y_{pk}) \cong \int_{\max(A_{Tk}, A_{Fk} + \frac{x_{pk}}{V}) + \frac{d_i}{2V}}^{\min(B_{Tk}, B_{Fk} + \frac{x_{pk}}{V}) + \frac{d_i}{2V}} e^{j\frac{4\pi}{\lambda}(R_{Fk} - R_{Tik}) + j\frac{4\pi}{\lambda}N_{ik}(t - \frac{x_{pk}}{V}) + j\pi\mu_{res,ik}(t - \frac{x_{pk}}{V})^2} dt$$

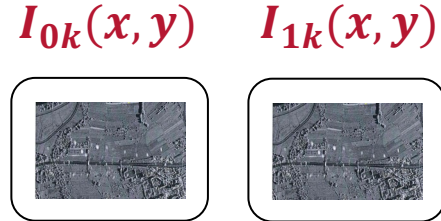
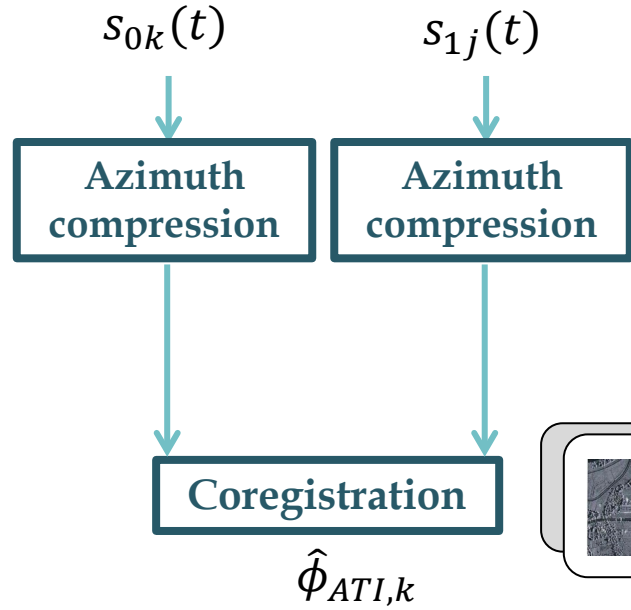
## ➤ Measurements Model

$$\phi_{ATI,k} \cong \angle I_{0k} I_{1k}^* \cong \frac{4\pi}{\lambda} (R_{T1k} - R_{T0k}) \cong \frac{4\pi}{\lambda V} d \left( \frac{-\left(X_{sk} + \frac{(V - V_x)x_{pk}}{V}\right)V}{R_{Fk}} + V_{radial} \right)$$

$$V_{radial} = \frac{-V_y \left(Y_s - V_y \frac{x_{pk}}{V}\right) + (V - V_x)(X_{sk} + (V - V_x) \frac{x_{pk}}{V})}{R_{Fk}}$$



# Estimation Algorithm



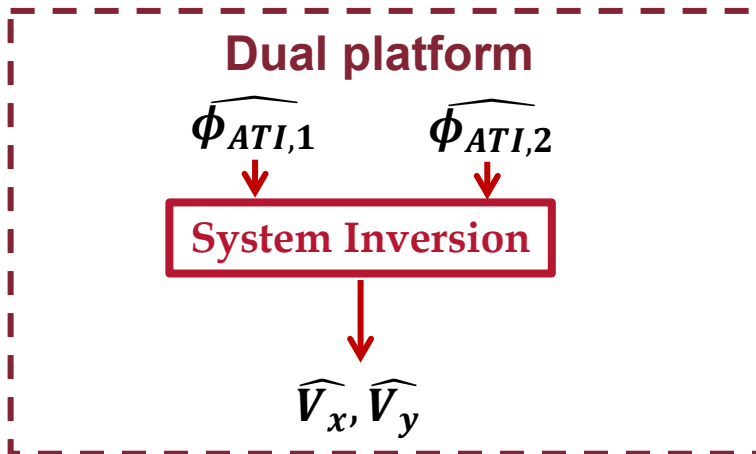
## ➤ Linearized Model

$$I_{ik}(x_{pk}, y_{pk}) \cong \int_{\max(A_{Tk}, A_{Fk} + \frac{x_{pk}}{V}) + \frac{d_i}{2V}}^{\min(B_{Tk}, B_{Fk} + \frac{x_{pk}}{V}) + \frac{d_i}{2V}} e^{j\frac{4\pi}{\lambda}(R_{Fk} - R_{Tik}) + j\frac{4\pi}{\lambda}N_{ik}(t - \frac{x_{pk}}{V}) + j\pi\mu_{res,ik}(t - \frac{x_{pk}}{V})^2} dt$$

## ➤ Measurements Model

$$\phi_{ATI,k} \cong \angle I_{0k} I_{1k}^* \cong \frac{4\pi}{\lambda} (R_{T1k} - R_{T0k}) \cong \frac{4\pi}{\lambda V} d \left( \frac{-\left(X_{sk} + \frac{(V - V_x)x_{pk}}{V}\right)V}{R_{Fk}} + V_{radial} \right)$$

$$V_{radial} = \frac{-V_y \left(Y_s - V_y \frac{x_{pk}}{V}\right) + (V - V_x)(X_{sk} + (V - V_x) \frac{x_{pk}}{V})}{R_{Fk}}$$



# Performance analysis

- Complex SAR image amplitude corrupted by **zero mean additive white gaussian disturbance**
- **Small error approximation** for estimation accuracies  $\sigma_{\delta V_x}$  and  $\sigma_{\delta V_y}$ 
  - ➔ measurements errors  $\delta\phi_{ATI1}, \delta\phi_{ATI2}$  mapped in target velocity estimation errors  $\delta V_x, \delta V_y$  :

$$\begin{bmatrix} \sigma_{\delta V_x}^2 & 0 \\ 0 & \sigma_{\delta V_y}^2 \end{bmatrix} = Z^{-1} \begin{bmatrix} \sigma_{\phi_{ATI1}}^2 & 0 \\ 0 & \sigma_{\phi_{ATI2}}^2 \end{bmatrix} Z^{-1T} \quad Z = \begin{bmatrix} \frac{\partial \phi_{ATI1}}{\partial (\delta V_x)} & \frac{\partial \phi_{ATI1}}{\partial (\delta V_y)} \\ \frac{\partial \phi_{ATI2}}{\partial (\delta V_x)} & \frac{\partial \phi_{ATI2}}{\partial (\delta V_y)} \end{bmatrix}$$

## ➤ Measurements variances

$$\sigma_{\phi k}^2 = \int_{-\pi}^{\pi} \frac{(\phi' - \phi_{Meanj})^2 (1 - |\rho_{ck}|^2)}{2\pi (1 - (|\rho_{ck}| \cos(\phi' - \phi_{ATI,k}))^2)} \left( 1 + \frac{|\rho_{ck}| \cos(\phi' - \phi_{ATI,k}) \arccos(-|\rho_{ck}| \cos(\phi' - \phi_{ATI,k}))}{\sqrt{1 - (|\rho_{ck}| \cos(\phi' - \phi_{ATI,k}))^2}} \right) d\phi'$$

$$\rho_{ck} = \frac{1}{1 + \frac{1}{SNR_k}}$$

\* Li, Q. He, "On the Ratio of Two Correlated Complex Gaussian Random Variables," in *IEEE CL*, vol.23, no. 12, pp. 2172-2176, Dec. 2019

# Performance analysis

- Complex SAR image amplitude corrupted by **zero mean additive white gaussian disturbance**
- **Small error approximation** for estimation accuracies  $\sigma_{\delta V_x}$  and  $\sigma_{\delta V_y}$ 
  - ➔ measurements errors  $\delta\phi_{ATI1}, \delta\phi_{ATI2}$  mapped in target velocity estimation errors  $\delta V_x, \delta V_y$  :

$$\begin{bmatrix} \sigma_{\delta V_x}^2 & 0 \\ 0 & \sigma_{\delta V_y}^2 \end{bmatrix} = Z^{-1} \begin{bmatrix} \sigma_{\phi_{ATI1}}^2 & 0 \\ 0 & \sigma_{\phi_{ATI2}}^2 \end{bmatrix} Z^{-1T} \quad Z = \begin{bmatrix} \frac{\partial \phi_{ATI1}}{\partial (\delta V_x)} & \frac{\partial \phi_{ATI1}}{\partial (\delta V_y)} \\ \frac{\partial \phi_{ATI2}}{\partial (\delta V_x)} & \frac{\partial \phi_{ATI2}}{\partial (\delta V_y)} \end{bmatrix}$$

## ➤ Measurements variances

$$\sigma_{\phi k}^2 * = \int_{-\pi}^{\pi} \frac{(\phi' - \phi_{Meanj})^2 (1 - |\rho_{ck}|^2)}{2\pi (1 - (|\rho_{ck}| \cos(\phi' - \phi_{ATI,k}))^2)} \left( 1 + \frac{|\rho_{ck}| \cos(\phi' - \phi_{ATI,k}) \arccos(-|\rho_{ck}| \cos(\phi' - \phi_{ATI,k}))}{\sqrt{1 - (|\rho_{ck}| \cos(\phi' - \phi_{ATI,k}))^2}} \right) d\phi'$$

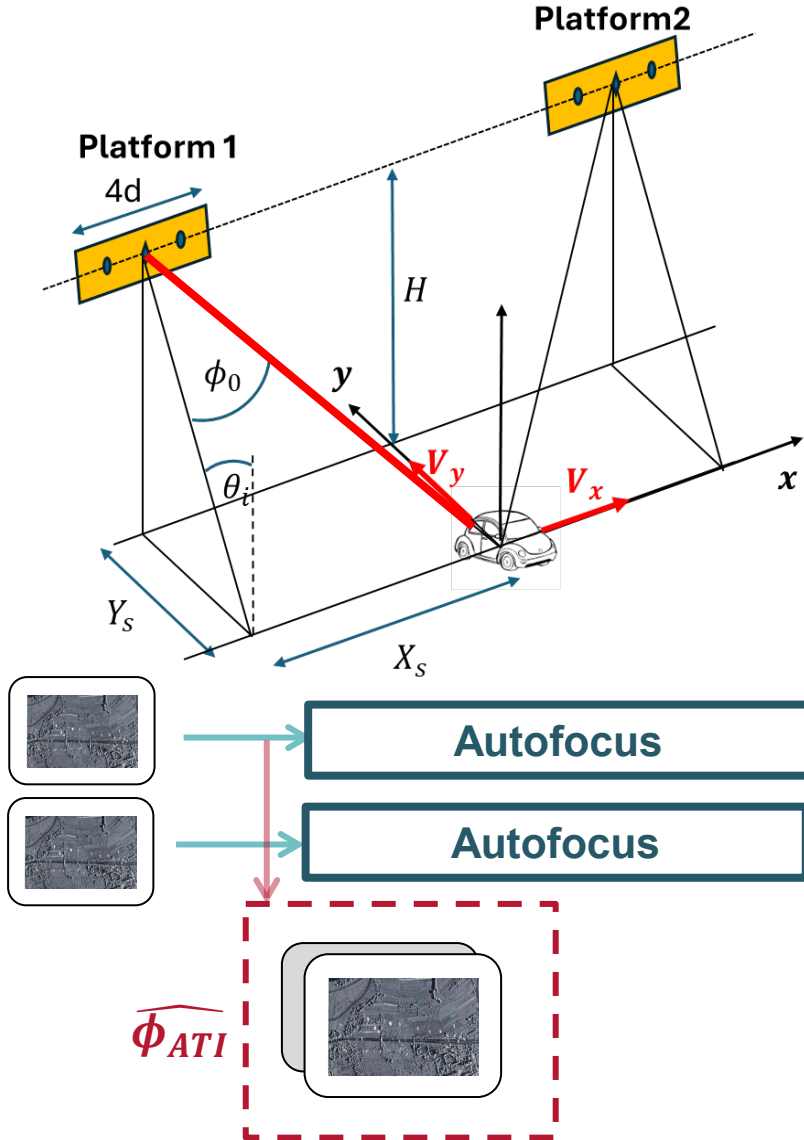
$$\rho_{ck} = \frac{1}{1 + \frac{1}{SNR_k}}$$

**Signal-to-Noise Ratio**

\* Li, Q. He, "On the Ratio of Two Correlated Complex Gaussian Random Variables," in *IEEE CL*, vol.23, no. 12, pp. 2172-2176, Dec. 2019



# Case study



## Common LEO satellite parameters

$H$	570000 m	$d$	6/4 m
$Y_s$	265795,36 m	$\lambda$	0,03 m
$\theta_i$	$25^\circ$	$V$	7,5 km/s

## Squint Angle

- High squint geometry  $\phi_0 = 26^\circ$

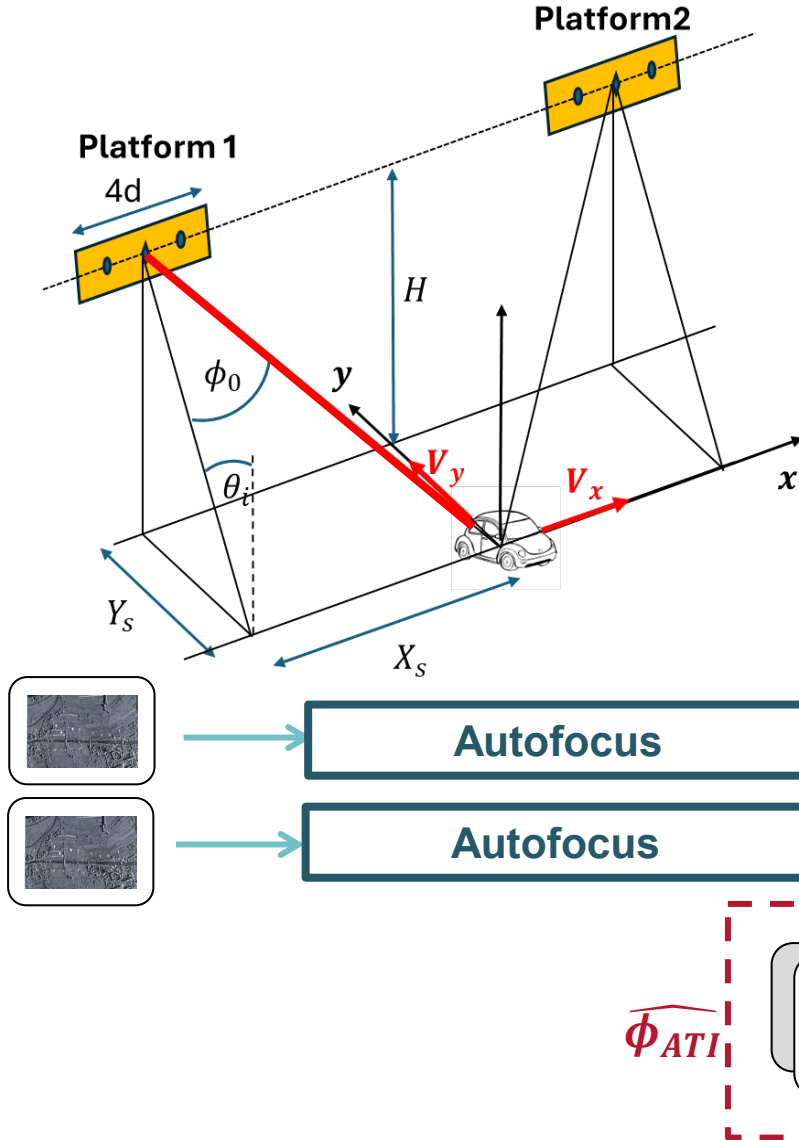
## Signal-to-Noise Ratio (SNR)

- Interferometric phase before autofocus  $SNR = SNR(V_x, V_y)$ ,

## Moving Target motion

Slant range velocity ( $V_y \sin \theta_i$ ) and along-track velocity ( $V_x$ ) ranging from -20 m/s to 20 m/s

# Case study



## ➤ Common LEO satellite parameters

$H$	570000 m	$d$	6/4 m
$Y_s$	265795,36 m	$\lambda$	0,03 m
$\theta_i$	$25^\circ$	$V$	7,5 km/s

## ➤ Squint Angle

- High squint geometry  $\phi_0 = 26^\circ$

## ➤ Signal-to-Noise Ratio (SNR)

- Interferometric phase before autofocus  $SNR = SNR(V_x, V_y)$ ,
- Interferometric phase after autofocus  $SNR = SNR_0$

$$SNR_0 = SNR(0,0) = [100,1000] \cos \phi_0^4$$

## ➤ Moving Target motion

Slant range velocity ( $V_y \sin \theta_i$ ) and along-track velocity ( $V_x$ ) ranging from -20 m/s to 20 m/s

# Performance assessment results

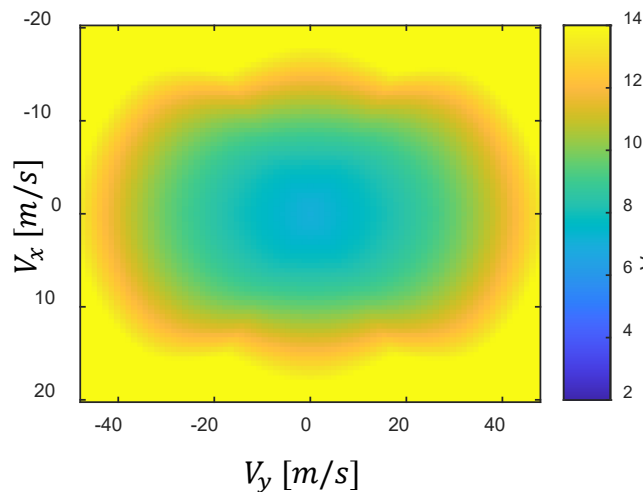
## Interferometric phase before autofocus

$$SNR_k = SNR_k(V_x, V_y) = SNR_0 \frac{|I_{ik}(x_{pk}, y_{pk})|^2}{(B_{Fk} - A_{Fk})^2}$$

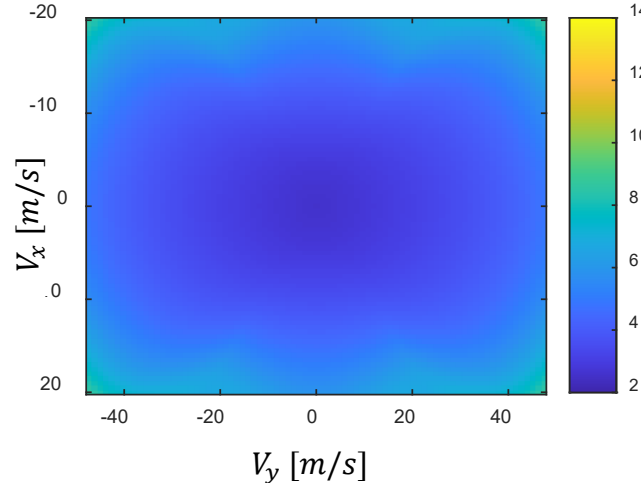
- The estimation error is affected by the SNR worsening due to **defocusing effect**

### Standard Deviation of $\widehat{V}_y$

$SNR_0 = 100\cos\phi_0^4$

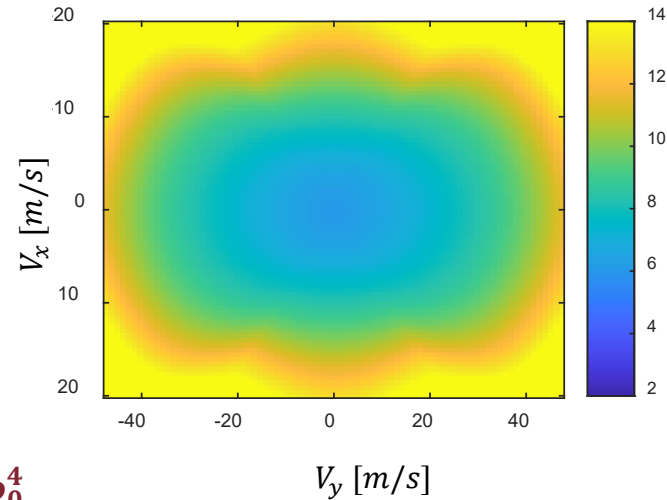


$SNR_0 = 1000\cos\phi_0^4$

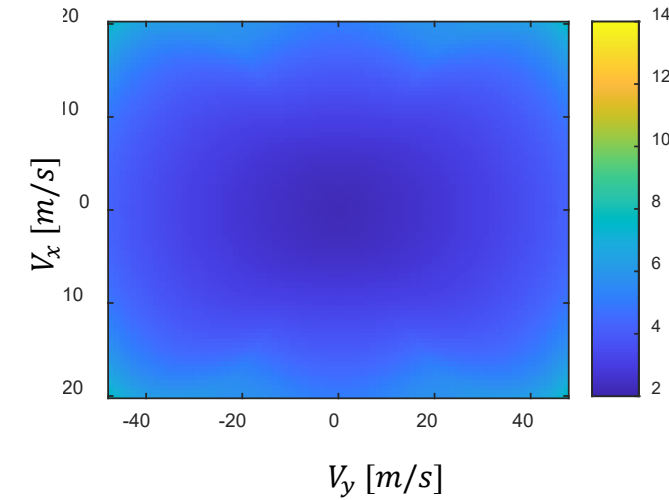


### Standard Deviation of $\widehat{V}_x$

$SNR_0 = 100\cos\phi_0^4$



$SNR_0 = 1000\cos\phi_0^4$



- As the **SNR increases**, a general **improvement** in performance can be observed
- **Theoretical analysis validation**  
theoretical results and Monte Carlo simulations largely in agreement



# Performance assessment results

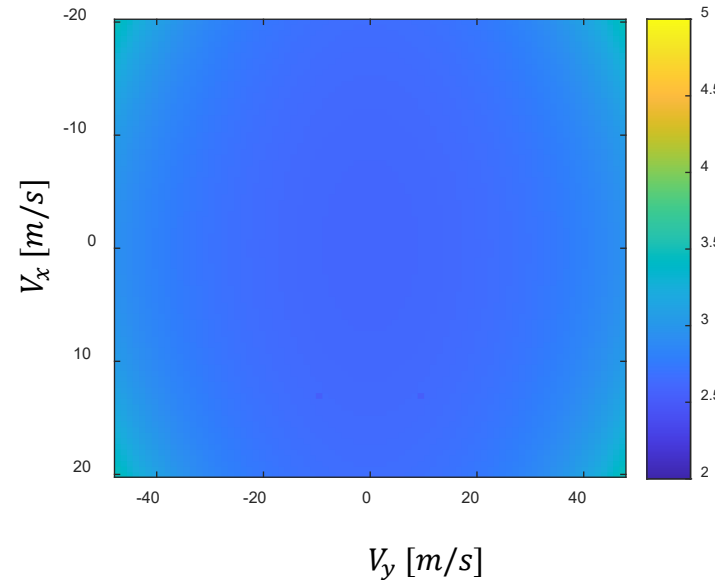
## ❑ Interferometric phase after Autofocus

$$SNR = SNR_0 = 1000 \cos^4 \phi_0$$

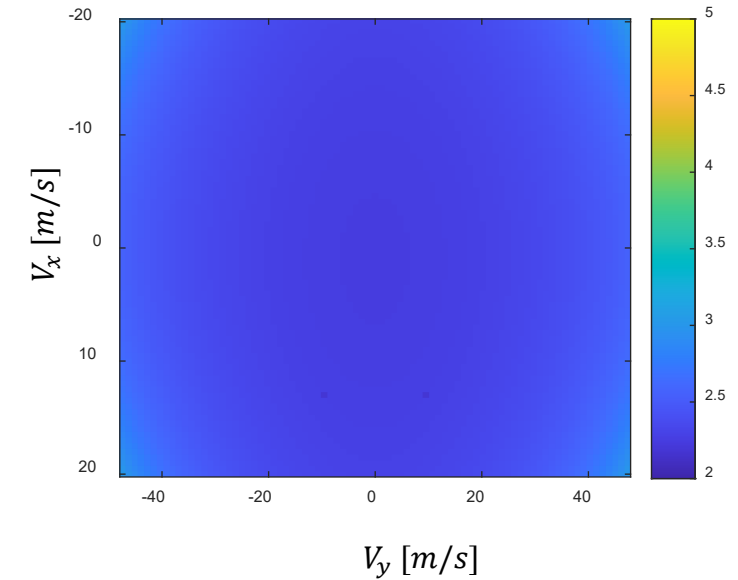
### ➤ Maximum SNR for all motion conditions

- general **improvement** at high velocities;
- Estimation variances independent of velocity → searching for optimum configuration

Standard Deviation of  $\widehat{V}_x$



Standard Deviation of  $\widehat{V}_y$



### ➤ Best performance: Standard Deviation of $V_x$ and $V_y \geq 2$ m/s

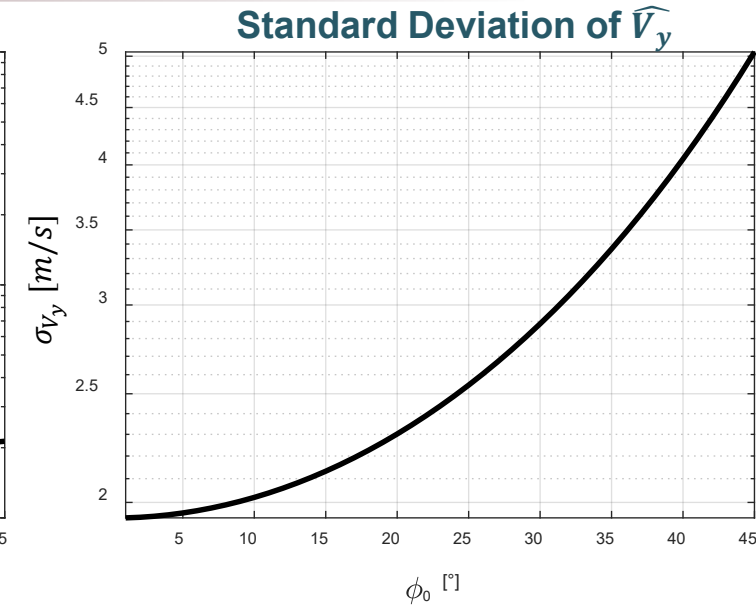
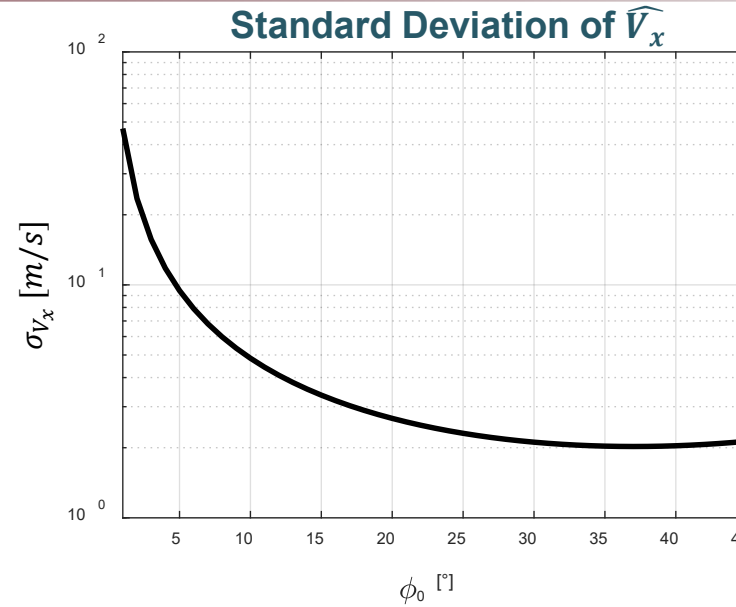
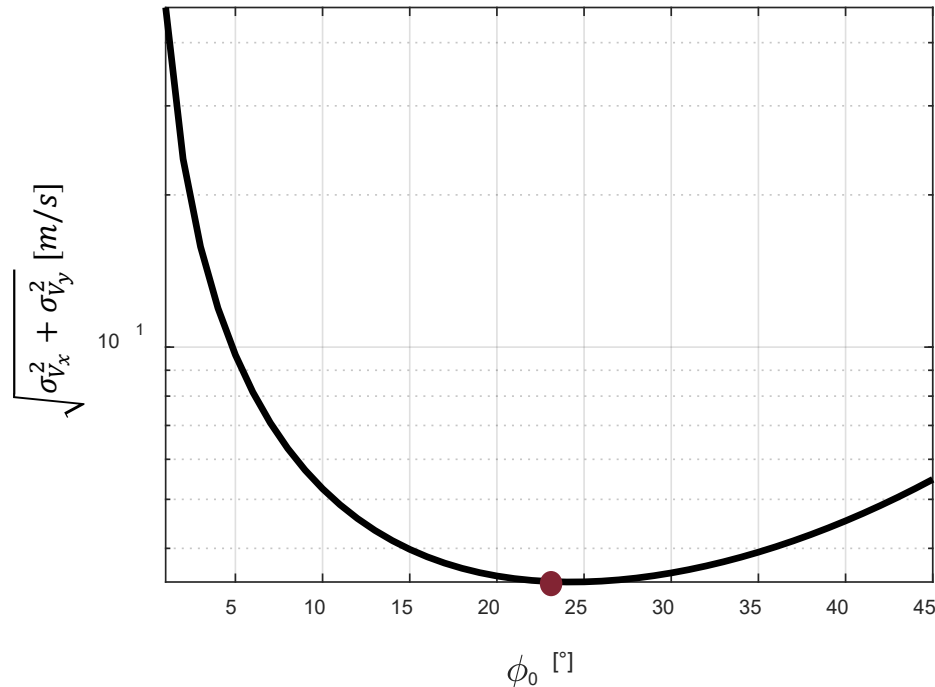
### ➤ Theoretical analysis validation

theoretical results and Monte Carlo simulations largely in agreement

# Optimization of the two-satellite constellation

## ➤ Increasing Squint angle

- Smaller SNR due to range attenuation
- Higher sensitivity to along-track velocity
- Worse cross-track estimation capability



## Optimization Strategy

$$F(V_x, V_y) = \min \left( \sqrt{\sigma_{V_x}^2 + \sigma_{V_y}^2} \right) \rightarrow \text{Optimal Squint Angle } 24^\circ$$

# Conclusions

- **Velocity vector estimation technique and validation** using a Dual-channel Dual-platform SAR system
- **Performance analysis has shown that:**
  - Considerable improvement in estimation accuracy is obtained through refocusing
  - Optimal configuration with squint angle  $\phi_0 = 24^\circ$  provides  $\sigma_{V_x}, \sigma_{V_y} \cong 2 \text{ m/s}$
- **On going & Future Work**
  - Refocusing provides residual Doppler rate measurement  $\mu_{res}$ : joint exploitation of multiple SAR observables
    - **Multi-channel solutions** (for example: Single-platform dual-channel\* case study:  $\mu_{res}$  and  $\phi_{ATI}$ ) or **Multi-static multi-channel solutions** (for example: Dual-platform dual-channel case study:  $\mu_{res}$  and  $\phi_{ATI}$ )
    - **Multi-static single-channel solutions** (for example: Dual-platform single-channel case study:  $\mu_{res}$  only)
    - **MIMO solutions**
    - **Multi-channel techniques distributed on multiple single-channel platforms**
  - Generalization to cope with more complex target motion models (e.g. accelerating targets)
  - Investigating the impact of **variations in platform geometry** on the achievable performance

\*Y. D'Onofrio, D. Pastina, P. Lombardo, "Target Velocity Vector Estimation from Single Platform Dual-Channel Squinted Synthetic Aperture Radar", 2025 International Radar Symposium, Hamburg (Germany).